



CUSTOMIZATION OF READERS

Technical specification file



The following technical specifications are for customization requests for STid readers using tampography and digital UV printing.

To fully meet your requirements and offer optimal customization quality, we make the following recommendations:

-  Use graphics software such as Photoshop, Gimp or Illustrator (depending on the printing technology chosen).
-  Comply with the processes and technical specifications set forth in this file.



Contents

I.	Choice of printing technology and reader model	2
a.	Printing technology	2
b.	The reader	2
II.	Tampography – Customization order	2
a.	Supply of logo	2
b.	Technical requirements	2
c.	Supported file types	3
d.	Vector vs. bitmap format	3
e.	Color mode (Pantone).....	3
III.	Digital UV printing – Customization order	3
a.	Template formats	3
b.	Technical requirements	6
c.	Supported file types	6
d.	File resolution	6
e.	Color formats (CMYK vs RGB)	7
IV.	File approval.....	7
V.	Proofs	7
a.	Screen proof.....	7
b.	Press proof	7
VI.	Proof approval and launch of production	7
VII.	Limitations and reservations.....	8
VIII.	Summary of requirements for each printing technology	9

I. Choice of printing technology and reader model

a. Printing technology

Up to 250 units, the default technology will be digital UV printing unless you specifically request otherwise. CMYK inks are deposited on the casing and fixed using a UV technology.

Beyond 250 units, the default technology used will be tampography (pad printing), if the technical characteristics of your logo permit. The graphics are transferred onto the reader casing via an etched plate called a “picture”.

b. The reader

You select the part numbers of the reader model to be customized.



II. Tampography – Customization order

a. Supply of logo

When the order is placed, you must supply the STid TAG SERVICE Customization Department with your logo in a vector format, the Pantone color(s) used, and detailed specifications for its size and location on the casing. TAG SERVICE will then produce a mock-up (screen proof) which will be sent for your approval. Please contact TAG SERVICE directly for any further information.

b. Technical requirements

- The logo must be in vector format.
- The logo must not be too detailed.

- Color gradients are not recommended at all. They increase the number of Pantone colors and therefore the number of “pictures”, which has the knock-on effect of increasing the cost of customization. We recommend that a press proof be ordered.
- The logo must not contain more than 4 Pantone colors.
- Any text in your logo must also be vectorized.

c. Supported file types



The image must be in a vector (not bitmap) format, which can handle Pantone colors and transparency:

- **Formats: .ai, .eps, .svg and .pdf (Vector files)**

d. Vector vs. bitmap format

Vector graphics are made up of shapes and geometric primitives. They can be resized without loss of quality.


e. Color mode (Pantone)

Pantone colors are standardized shades listed on a standard color chart. These inks are predefined. They enable an exact rendering and superior color quality.

III. Digital UV printing – Customization order

a. Template formats

When the order is placed, you must supply TAG SERVICE with the template (printing area) in which you have inserted your logo. This template, in .psd format, takes the form of a rectangle representing the printable area.



Your logo should not touch the edges of the template. You can use the guidelines (in blue) to position and center your logo. Please do not resize the file.

The templates are used to position your logo on the reader in compliance with the recommended printing area.

Architect readers® (ARC-A, ARCS-A, ARCS-A/BT and ARC-L):

- Template size: 77 x 26 mm

[Ps Download the template >](#)



Architect Readers® with Keypad: (ARC-B, ARCS-B, ARCS-B/BT, ARC-E, ARC-M and ARC-P):

- Template size: 77 x 19 mm

[Ps Download the template >](#)



Biometric Architect Readers® and Keypads: (ARC-D, ARC-O, ARC-E and ARC-P):

The templates are the same as for the Architect Readers® and Keypads.

[Ps Download the template >](#)



**Architect® desktop readers/encoders
ARC-G, ARCS-G, ARCS-G/BT and ARC-L-
DESK:**

- Template size: 77 x 26 mm

[Ps Download the template >](#)



**Architect® One readers (ARC1, ARC1S,
ARC1S-BT):**

- Template size: 38 x 20 mm

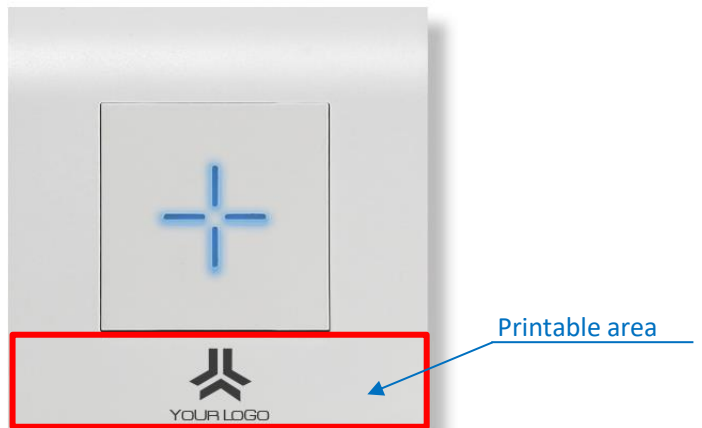
[Ps Download the template >](#)



Wal2 reader (with STid decorative plate):

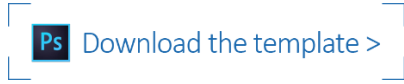
- Template size: 85 x 19.84mm

[Ps Download the template >](#)



Wal2 reader (with Arnould Espace Evolution decorative plate):

- Template size: 81 x 24.27 mm



The template associated with your order will be supplied by e-mail when the customization request is made, or sent with this technical specifications file. The various templates and this specifications file can also be downloaded from the website www.stid-security.com.

We also offer mock-up design services. You just supply us with your logo as a high-definition image or a vector graphic format along with the technical specifications (size and position). Please contact your sales advisor directly for any further information.

b. Technical requirements

- The logo must not be too small or too detailed, otherwise the graphics could be pixelated or blurred.
- Color gradients are not recommended. The logo would need to be sufficiently large to comply with the gradients. We recommend that you order a press proof.
- All text in your logo must be bitmapped.

c. Supported file types



The image must be in a bitmap format, manage transparency and enable us to check compliance with the non-printable area:

- **.psd format (Photoshop or Gimp)**
- **.png format**



d. File resolution

Required resolution: 300 DPI.

A file with a resolution of less than 300 DPI risks becoming pixelated.

Bitmap graphics are made up of pixels. The resolution determines the number of pixels. The larger the image and the higher the resolution, the better the final image quality. This image format cannot be used for tampography-based customization.

e. Color formats (CMYK vs RGB)



These abbreviations refer to the color format of a file. RGB (red/green/blue) corresponds to the on-screen display, where colors are generated by mixing light. Conversely, CMYK (cyan/magenta/yellow/black) is used for printing, mixing four inks to produce all printable colors.

It is highly recommended that a .psd file be supplied in CMYK format.

Files sent in RGB format will be automatically converted to CMYK. However, conversion from RGB to CMYK may affect the final result.

Do not rely on colors as they appear on the screen, as they are not faithful to the final printed result and often depend on your screen settings.

IV. File approval

STid Tag Service carefully checks your files to optimize the final result.

- The order description with the type of reader.
- Your logo with your specification, or the template file: file parameters, size, color format, resolution, compliance with the non-printable area, logo appearance etc.

Each logo sent will be validated by STid and its TAG SERVICE customization department. If the logo is too complex (color gradient, excessive detail, unreadable text etc.) it may be necessary to simplify it for the best possible print rendering.

V. Proofs

a. Screen proof

Once your logo or template have been validated by STid, TAG SERVICE will send you a screen proof showing the reader with your logo positioned according to your specifications or the template data.

b. Press proof

You are strongly advised to request a press proof so that the final result can be properly validated. If you approve the screen proof without a press proof, STid cannot be held liable for any differences that may exist between the final result in production and the screen proof (see the section *Limitations and reservations* below for more details).

Price of casing press proof: 100 euros/unit.

You can specify this request on the screen proof form sent by TAG SERVICE.

VI. Proof approval and launch of production

Your order will be sent to production once the signed proof form has been approved by you and returned to TAG SERVICE (by fax, e-mail or mail).



VII. Limitations and reservations

- By default, up to 250 units, printing will be performed using digital UV printing. For a quantity below 250 units, tampography (pad printing) is subject to request and a specific quote. Furthermore, digital UV printing is possible for a quantity above 250 units if requested.
- You undertake to supply STid with the elements necessary for customizing your readers. These elements must comply with the technical specifications detailed in this document.
- The screen proof exists solely to enable you to approve the size and position of your logo.
- The colors as they appear on the screen when viewing the screen proof may be different from those that will be printed on your reader. The final printed results may also depend on the reader materials. You can order a proof on the final product (referred to as “press proof”) in order to visualize the final printed result. This request can be made on the screen proof form that TAG SERVICE will have sent you for validation.
- If the proof form is sent by STid using fax, e-mail or mail, you undertake to return it signed in the same way.
- With no obligation to provide specific advice to the client regarding graphic design, STid may inform the client of any modifications it considers necessary to apply to the client files to make them production-compatible. These modifications shall be implemented by the client at their own liability.
- A tolerance about the logo position is accepted by STid
- Signing as “Approved to Print” means that you agree the document contents are compliant. STid will therefore be liable for its contents. STid can in no case be liable for any aspect that was not signaled on the proof (color, size, position, quality of graphics, etc.).
Signing as “Approved to Print” also exempts STid from any liability for errors or omissions observed after manufacture, or any defects in the original file you supplied.
Production will commence once the screen proof, signed by you as “Approved to Print” without reservations, has been returned to STid.
STid shall not be liable for any order produced following receipt of the screen proof “Approved to Print”, returned by fax, e-mail or mail.
- It is also agreed that you correctly understand the graphics terminology used in this document.
- You undertake that you have all necessary rights to the logos and graphics supplied to STid for the production of your order. In no case can STid be liable for any infringement of third party intellectual property rights with respect to the elements supplied by the client.
- Any modifications to the logo or visual identity guidelines shall be performed by you.
- If any files need to be modified, you must send STid an e-mail specifying the order number affected by the correction and send the corrected file ready to use.
- The printing technologies used in tampography and digital UV printing are designed for customization of STid readers for indoor and outdoor use. However, many factors can effect use of the reader (weather conditions, exposure to UV light, usage conditions, maintenance, etc.), STid cannot guarantee the durability of the print rendering throughout product service life. Consequently, STid cannot guarantee the durability of tampography or digital UV printing on the readers and cannot be liable in this respect.
- The client acknowledges that a tolerance margin of approximately one millimeter applies to the logo position, and this is considered to be acceptable by the parties.
- For any further information, please consult our [General Terms of Sale](#).



VIII. Summary of requirements for each printing technology

	Digital UV printing	Tampography
Quantity < 250 units	✓	
Quantity > 250 units*		✓
Raster graphics or bitmap	✓	
Vector graphics		✓
.psd	✓	
.ai		✓
.eps		✓
.svg		✓
.pdf		✓
.png	✓	
.tiff	✓	
Photoshop software	✓	
Gimp software	✓	
Illustrator software		✓
Pantone colors		✓
CMYK colors	✓	
RGB** colors	✓	
Screen proof can be provided	✓	✓
Press proof can be provided	✓	✓
Durability of printing***	●●	●●●

*The complexity of the logo may require digital UV printing, even of order of more than 250 units. For more information, please visit the "Tampography" section of this document which gives a comprehensive presentation of the restrictions and prerequisites.

** RGB files are accepted, but RGB colors will be automatically converted to CMYK format.

***This indication of printing durability is given for information only. Printing durability depends on various criteria such as the support medium, ink, external conditions, etc.

Similarly the difference between the durability of tampography and digital UV printing is given as an indication and does not take into account the various external parameters that could come into play.